


EPSIVOL / EPSIVOL ONE

LONG-SPAN SHELVING

SOLUTIONS TO STORE BULKY, SEMI-HEAVY LOADS UP TO 1,500 KG PER LEVEL



**DISSET
ODISEO**

MANORGA
THE PERMANENT INNOVATION



EPSIVOL / EPSIVOL ONE

LONG-SPAN SHELVING

SOLUTIONS TO STORE BULKY, SEMI-HEAVY LOADS UP TO 1,500 KG PER LEVEL



We have listened to you and we understand that your space optimization needs are specific to your business and your activities.

In response to market feedback, we have designed a comprehensive range of shelving systems that are tailored to your uses and environments and that are scalable with the growth of your business.


In this catalogue, you will find our complete range of shelving for **storing bulky and semi-heavy loads**.

These systems have been designed to create solutions that are suitable for multiple applications and can be scaled according to your needs!

Our **EPSIVOL/EPSIVOL ONE shelving systems** can be customized to suit your specific storage requirements and activities.

ManOrga invites you to discover these solutions that have been designed and manufactured in France to the highest standards of industrial excellence.

Have a good read, we hope you will enjoy





TESTIMONIALS



“Following the construction of our factory extension from scratch, I wanted to rethink the layout of our factory outlets in order to optimise the storage of our products and establish a new organisation system that would make them easy to use and operate for the warehouse workers in their everyday tasks.

My specifications defined the need for a robust solution that could support semi-heavy loads of certain raw materials, was modular and long-length to accommodate various product dimensions and, last but not least, was available quickly to avoid the outlet service running at idling speed.

The EPSIVOL ONE solution that was proposed meets all of our expectations and then some... We were won over by the option of factory pre-assembly of the frames. This service allowed us to fully internalise the assembly costs.

This investment is a winning combination for us that, on the one hand, meets our needs and, on the other, has enabled us to make a responsible purchase of equipment made in France.”

DELPHINE - Factory Manager



“A major player in tyre distribution and maintenance, we stock a huge number of tyres and maintenance products in our all automotive centres. The economic growth we are experiencing through digital technology is pushing us to expand our offering and meet new motorist needs.

In this context, we were therefore primarily looking for a dedicated tyre storage solution as well as other storage solutions that allow restricted access, especially for expensive products like engine oil.

For the test centre, an offer on the EPSIVOL solution was submitted to us. The installation prospects it offers exceed our expectations. This choice will allow us to consider in particular projects like mezzanine floors above shelving or the creation of customised work benches from the same product structure.

Finally, another positive aspect of the product that will benefit our brand image and that we hadn't thought of is the harmonisation of our equipment, achieved by matching the colour scheme of the shelving with our brand style guide.”

HECTOR - Regional Manager at an automotive supplier



"A specialist in industrial supplies and hardware, we were looking for more than just a solution!

The idea was to create a collaboration to implement an overall concept for the design and layout of our sales outlets/stores that would also help to enhance our brand.

The EPSIVOL range of solutions together with personalised support from our distributor allowed us to study and design the complete optimisation of our branches by combining creativity, flexibility, know-how and industrial expertise.

The aim of the concept is as follows: some shops are already equipped with dedicated self-service cabinets for hand-held power tools, drilling tools, welding equipment, PPE... Initial customer feedback is positive with unanimity on one point: the organisation by business world is clear and visible very quickly!

The group's requirements for this major project have been met, and we will of course rely on the distributor and the manufacturer proposed for the rest of our branches."

CATHERINE - Group Merchandising Manager

ICON LEGEND



Shelving systems that are fast and easy to assemble and start using.



Shelving designed exclusively for manual storage.

NF
EN

Compliant with European and French standards.



Made in France.



24 hr dispatch available. Please contact us for further details.



EPSIVOL

This shelving system is particularly suitable for the manual storage of bulky products up to 1500 kg per level. With a wide range of beams, shelves and accessories, it is multifunctional and can be customised to suit various uses and environments.

The load supported by the EPSIVOL shelving depends on the number of levels per bay, the cross-section of the beam and the type of shelf used.

Robust and ingenious, its technical characteristics make it possible to design large-scale, multi-level installations such as, for example, mezzanine floors over shelving, two-tier systems and multi-level picking installations.



Discover the solution
on video



PRESENTATION

One advantage of the EPSIVOL solution is that it comes in a wide range of sizes: frames up to 4.5 metres tall, beams up to 3 metres long, load capacity up to 1500 kg per level and 4500 kg per bay.

With these technical options, you can design all sorts of configurations, from the most standard to the ultra-specific.

To be as practical as possible and respond even more to the different needs of the market, EPSIVOL long-length shelving can integrate one of the many fittings available such as: dividers, mesh side panels and doors, but also hanging rails for maximum optimization of space and therefore well-organised storage.



EPSIVOL ONE

In conjunction with the EPSIVOL solution, the Epsivol One version is designed to meet the storage requirements for bulky items of limited loads (up to 500 kg per level and 2500 kg per bay) and for heights up to 3 metres.

The fruit of our research, this variant is based on a lighter frame design! Hence we are able to offer a product that is lighter to transport, handle and install. And the proof is: assembly time has been optimised from approximately -20% to -33% compared to the thicker EPSIVOL frame.

With load capacities suitable for the most common requirements, EPSIVOL ONE is truly the most economical solution for long span storage with the ability to adapt to your needs for tyre or clothing storage.




PRESENTATION

EPSIVOL ONE is available in a range of sizes to suit the most common requirements with frames up to 3 meter tall and beams up to 2.5 meter long.

With adjusted technical characteristics such as the frame thickness, which has been reduced to 1.2 mm, optimised frame bracing and galvanised finish, this version of long span shelving can be used for a variety of applications and in multiple sectors (industry, service, automotive, administration, etc.)

To retain the practical and scalable side of the thicker EPSIVOL version, Epsivol One can be customized with 4 different types of beams (step, tyre and clothes hanger beams), the same choice of shelf and the same accessories to create a dedicated and, above all, organised storage.





EPSIVOL COMPOSITION

STRUCTURE

Composition of the storage system:

- Frames to be assembled or factory-assembled,
- Uprights with (metal footplates),
- Beams with 3-point connectors welded on the end (2 identical beams/level),
- Chipboard, metal and wire shelves.

FRAMES

Composed of 2 uprights with feet, crossbars and diagonal braces.

Two versions available:

- EPSIVOL
- EPSIVOL ONE

FRAME FINISH

EPSIVOL frames:

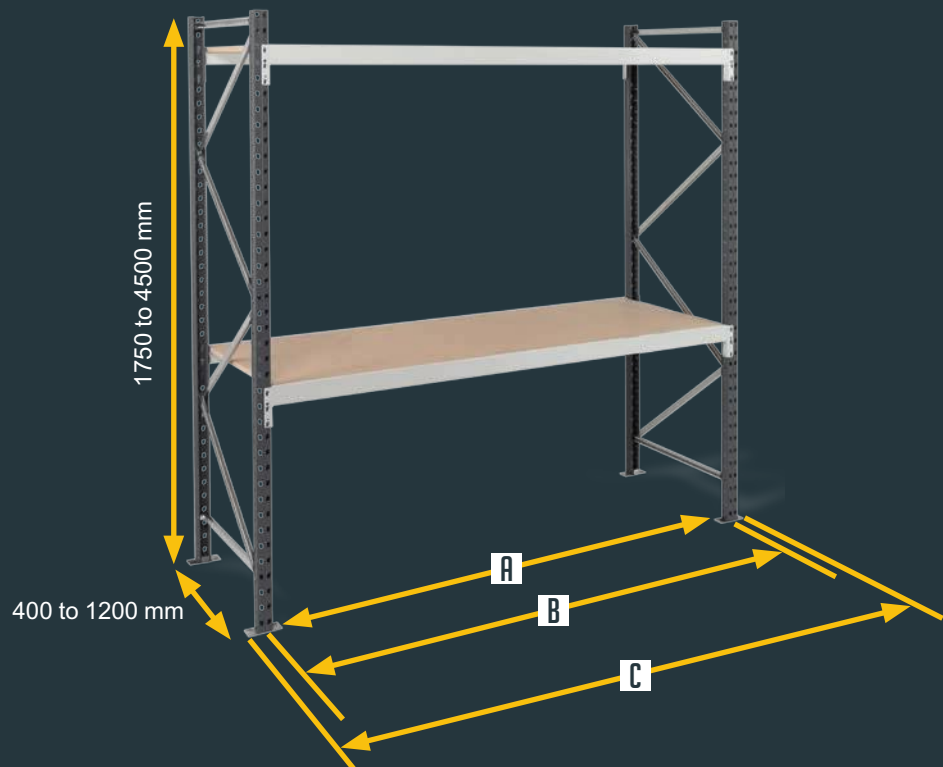
- Painted finish (anthracite grey RAL 7024) as standard
- Other RALs available, see page 38

EPSIVOL ONE frames:

- Galvanised finish only

FRAMES

- 2 uprights with bottle-shaped profile, cross-section 50 x 50 mm.
- Double perforations on the front every 50 mm for hooking on beams at regular intervals and to create the starting/an extension bay from same upright.
- Galvanised 25 x 15 mm "C" profile crossbars and diagonal braces for good distribution of loads across the floor.
- Galvanised steel sheet footplates (details on next page).



EPSIVOL FRAMES

- Uprights 1.5 mm thick.
- Heights from 1750 to 4500 mm in increments of 250 mm.
- Depths from 400 mm to 1200 mm.
- Maximum load capacity per frame: 4500 kg depending on the configuration*.

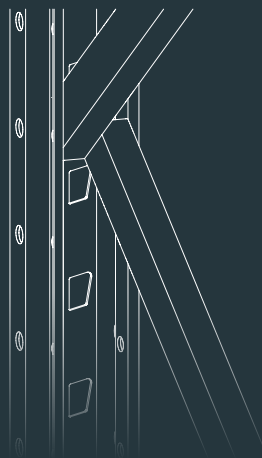




Fig. Hook the crossbars on the inside of the uprights

EPSIVOL ONE FRAMES

- Uprights 1.2 mm thick.
- Heights from 1750 to 3000 mm in increments of 250 mm.
- Depths from 400 mm to 1200 mm.
- Maximum load capacity per frame: 2500 kg depending on the configuration*.



* Maximum even distribution load by frame assuming a deviation of 1/200th and according to FEM 10.2.06 European recommendations.

A Usable length = beam length

B Upright overall length:
For the starting bay: length of beam + 100 mm,
For the extension bay: beam length + 50 mm.

C Footplate overall length:
For the starting bay: length of beam + 160 mm,
For the extension bay: beam length + 50 mm.

FEET

- Ensure distribution of loads across the floor and allow the shelving to be anchored to the floor (optional bolting kit).
- Galvanised steel sheet footplates, 110 x 60 x 3 mm, with Ø 13 mm perforations for fixing to the floor.

EPSIVOL COMPOSITION

BEAMS

A wide range of beam cross-sections and lengths to:

- Adapt the load per level according to the different uses of the shelving,
- Configure the solutions with maximum optimization of the installation areas.

3 connector beam to fix on the frame for safety and rigidity without fail (optional safety pins for additional beam locking and to prevent accidental unhooking.)

BEAM FINISH



Beams:

- Painted finish (light grey RAL 7035) as standard.

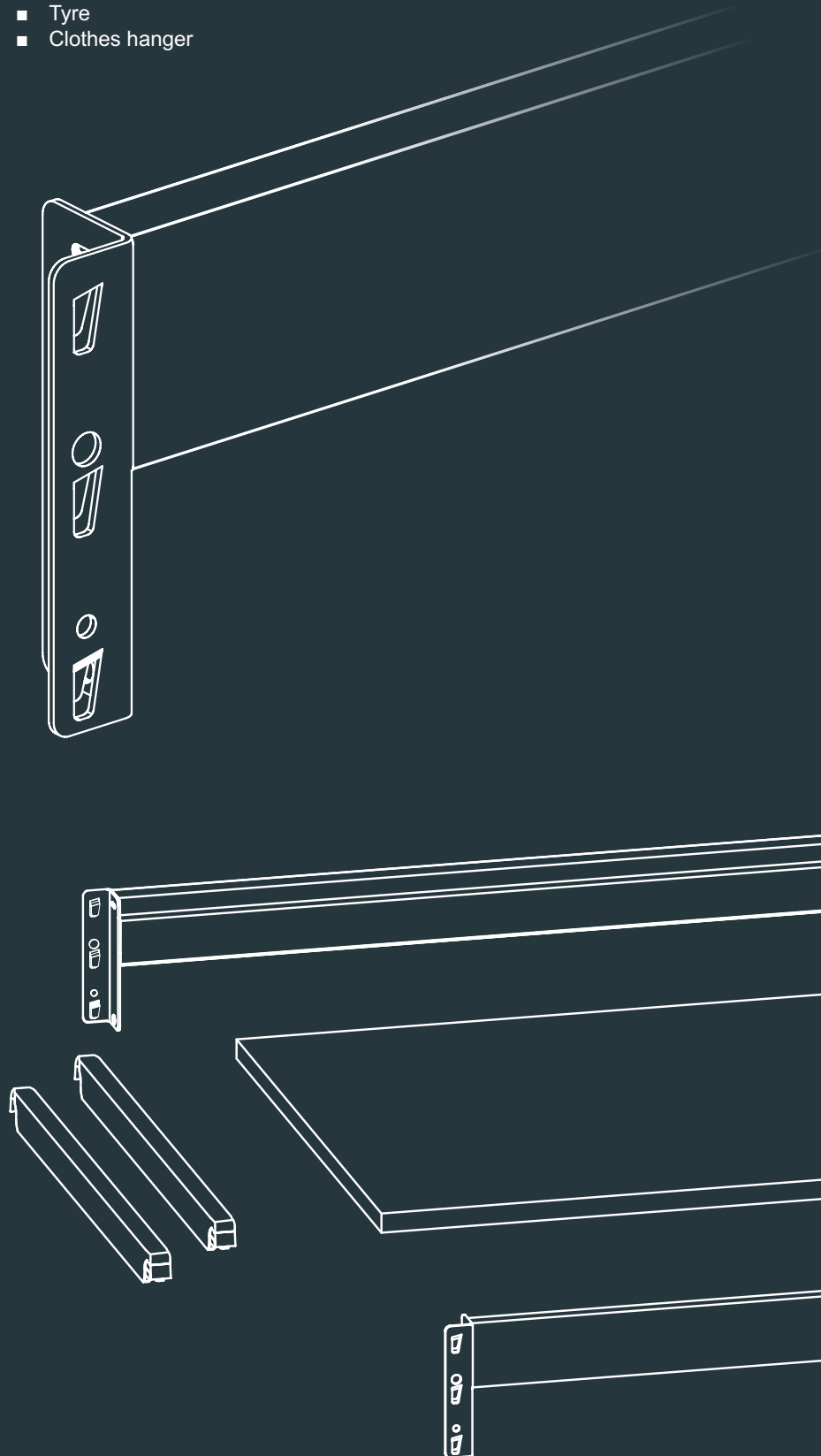
Other RALs available, see page 38

BEAMS

To fully optimise the configuration of the shelving according to the load and the type of products stored.

9 different types of beams (further details on next page) with the following profiles:

- Rectangular
- Step
- "Z"
- Tyre
- Clothes hanger



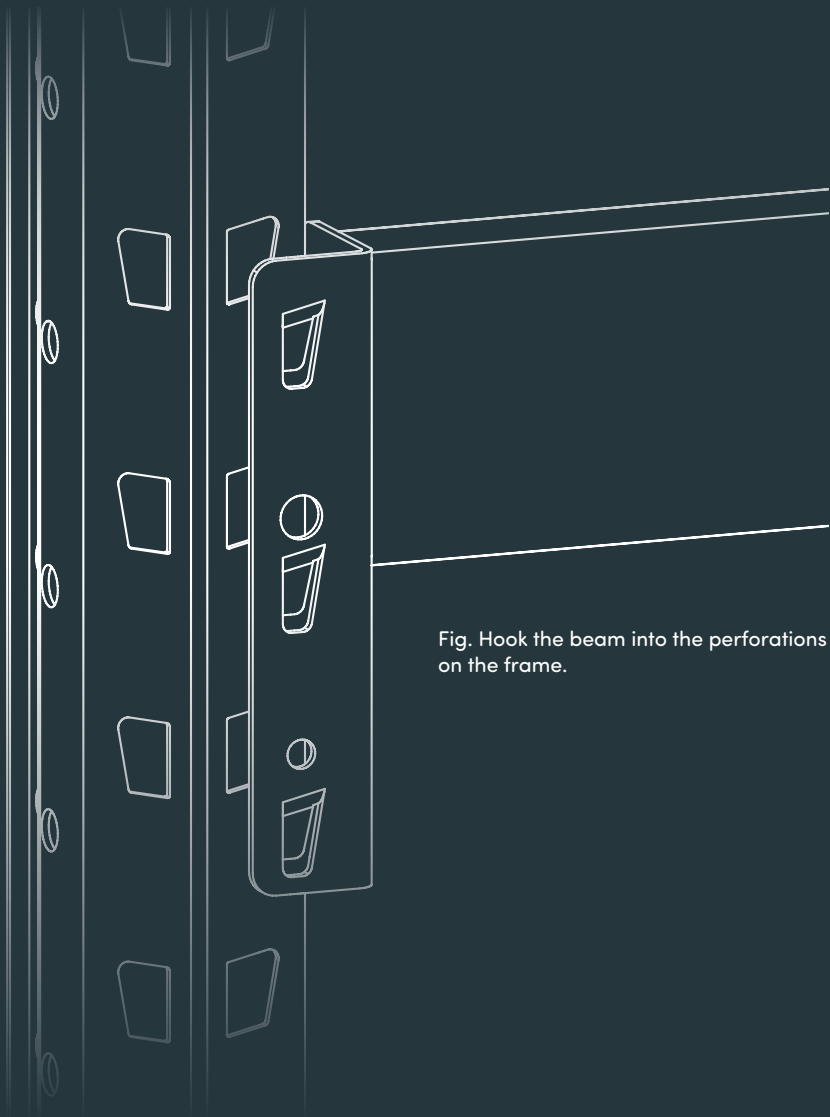


Fig. Hook the beam into the perforations on the frame.

SAFETY PIN

- Use recommended for all types of storage.
- Prevents the beams from unhooking during product handling.





Fig. Composition of a level with 2 beams and a shelf (crossbars optional or compulsory depending on configuration, see page 21).

EPSIVOL COMPOSITION

BEAMS

On this double page, you can discover the technical characteristics of the different beams available.

**Maximum evenly distributed load capacity and calculation according to F.E.M. 10.2.06 recommendations (The loads indicated are per pair of beams regardless of the shelf used. They must not exceed the maximum load capacities of the latter). The loads indicated vary depending on the conditions of use - please ask.*


*Beam lengths = Usable lengths between frames.
Allow for two storage levels minimum per bay. Pins not included.*

***Crossbars compulsory (see table p.21):*

- For beams from 2500 mm long,
- For levels from 800 mm deep when using step beams and 1000 mm with rectangular beams.
- For step beams 45 x 36 of lengths 1500, 1800 and 2000 mm.

STEP

- Profiled beams with a specific shape for integrating shelves.
- All types of compatible shelves (see page 20).
- Beam cross-sections: 45 x 36 x 1 mm, 65 x 36 x 1.2 mm and 85 x 36 x 1.5 mm.



Load per pair of beams*			
Length	45 x 36 x 1 mm	65 x 36 x 1.2 mm	85 x 36 x 1.5 mm
1000 mm	630 kg	1100 kg	1500 kg
1250 mm	533 kg	914 kg	1500 kg
1500 mm	465 kg**	792 kg	1500 kg
1800 mm	384 kg**	683 kg	1500 kg
2000 mm	324 kg**	633 kg	1409 kg
2250 mm	-	565 kg	1146 kg
2500 mm	-	470 kg**	948 kg**
2700 mm	-	-	832 kg**
3000 mm	-	-	689 kg**

PERFORATED STEP

- Shaped exactly the same as the non-perforated step beams, these beams are perforated, on the upper and lower part, to allow the addition of accessories every 50 mm.
- All types of compatible shelves (see page 20).
- Beam cross-section: 65 x 36 x 1.2 mm.



Load per pair of beams*	
Length	65 x 36 x 1.2 mm
1000 mm	880 kg
1250 mm	731 kg
1500 mm	633 kg
1800 mm	546 kg
2000 mm	506 kg
2250 mm	452 kg
2500 mm	376 kg**

"Z" BEAM

- Beams height 107 mm, the most robust in the range. They allow the heaviest possible loads per level.
- All types of compatible shelves (see page 20).
- Beam cross-section: 107 x 36 x 1.5 mm.



Load per pair of beams*

Length	107 x 36 x 1.5 mm
1000 mm	1500 kg
1250 mm	1500 kg
1500 mm	1500 kg
1800 mm	1500 kg
2000 mm	1500 kg
2250 mm	1376 kg
2500 mm	1252 kg**
2700 mm	1130 kg**
3000 mm	934 kg**

RECTANGULAR.

- These beams are perfect for storing bulky items, resting stably on the pair of beams.
- Compatible with chipboard or melaminated shelves (to be placed over the beams and kept in place with the optional galvanised stops).
- Beam cross-section: 50 x 30 x 1.5 mm, 60 x 30 x 2 mm and 80 x 40 x 2 mm.



Load per pair of beams*

Length	50 x 30 x 1.5 mm	60 x 30 x 2 mm	80 x 40 x 2 mm
1000 mm	1004 kg	1500 kg	1500 kg
1250 mm	802 kg	1354 kg	1500 kg
1500 mm	556 kg	1078 kg	1500 kg
1800 mm	386 kg	748 kg	1500 kg
2000 mm	312 kg	606 kg	1500 kg
2250 mm	246 kg	478 kg	1188 kg
2500 mm	200 kg**	388 kg**	962 kg**
2700 mm	170 kg**	332 kg**	826 kg**
3000 mm	138 kg**	268 kg**	668 kg**

TYRE

- Profiled angle designed to store tyres or other cylindrical products (rollers, reels, ducts, etc.).
- Beam cross-section: 70 x 43 x 1 mm.



Load per pair of beams*

Length	70 x 43 x 1 mm
1000 mm	450 kg
1250 mm	370 kg
1500 mm	300 kg
1800 mm	240 kg
2000 mm	210 kg
2250 mm	180 kg

OVAL CLOTHES HANGER

- Oval-shaped profile to store clothes on hangers or other items on hooks (floor mats, etc.).
- Beam cross-section: 40 x 20 x 2 mm.



Load per pair of beams*

Length	40 x 20 x 2 mm
1000 mm	424 kg
1250 mm	326 kg
1500 mm	226 kg
1800 mm	156 kg
2000 mm	126 kg
2250 mm	100 kg

EPSIVOL COMPOSITION

SHELF

Several types of shelves are available to suit a variety of uses:

- Chipboard 19 mm
- White melaminated wood, 19 mm
- Galvanised metal
- Mesh
- Tubular

Other shelves are available for more specific applications such as use in premises with SPRINKLER fire protection systems (see page 30).

Load capacities* per shelf, please ask.

**The loads must not exceed the maximum load capacities per pair of beams.*


CHIPBOARD SHELF

Uncoated wooden shelf, 19 mm thick, for storing all common products.



WHITE MELAMINATED SHELF

Coated wooden shelf with 2 faces in white for additional for easy use and cleaning



GALVANISED STEEL SHEET SHELF

Galvanised shelf, 0.5 mm thick. Full shelf levels are made in modules and inserted into "Z" profile or step beams. Ideal when chipboard or melaminated wood is not compatible with the installation.



GALVANISED STOPS

To keep chipboard or melaminated wooden shelf levels in place on rectangular beams. 4 stops are required per level.



WIRE SHELF



Ø 5 mm wire shelf that meet the requirements associated with sprinkler installations in warehouses. It is also perfect for storing bulky products.

Each year, more than 2 million sprinkler heads are installed in storage warehouses, stores, etc. To be compliant with the directive, the installation must offer a minimum of 50% of its surface to guarantee a correct water diffusion.

CROSSBARS



The crossbars are inserted into the notches of the step or "Z" beam in order to distribute the loads and reduce deformation of the beams. Compulsory in certain configurations, they are recommended for a better load distribution per level.

MINIMUM NUMBER OF CROSSBARS REQUIRED DEPENDING ON BEAM LENGTHS AND FRAME DEPTHS

Frame depth	Beam length									
	1000 mm	1250 mm	1500 mm	1800 mm	2000 mm	2250 mm	2500 mm	2700 mm	3000 mm	3250 mm
400 mm	0	0	0*	0*	0*	0*	2	2	2	2
500 mm	0	0	0*	0*	0*	0*	2	2	2	2
600 mm	0	0	0*	0*	0*	0*	2	2	2	2
700 mm	0	0	0*	0*	0*	0*	2	2	2	2
800 mm	2	2	2	2	2	2	2	2	2	2
900 mm	2	2	2	2	2	2	2	2	2	2
1000 mm	2	2	2	2	2	2	3	3	3	3
1100 mm	2	2	2	2	2	2	3	3	3	3
1200 mm	2	2	2	2	2	2	3	3	3	3

The number of crossbars recommended may vary depending on the conditions of use; please ask. *Except for step beam 45 x 36 mm and/or metal shelf: 2 crossbars needed.

ASSEMBLY IN 5 STEPS

1

Assembly of frames with crossbars, diagonal braces and footplates.



2

Placement of first level at maximum 900 mm off the floor.



3

Placement of upper levels.



4

Placement of safety pins.



5

Placement of shelves and accessories (depending on the configuration).



**EASY ASSEMBLY FOR
QUICK AND EFFECTIVE
IMPLEMENTATION!**



Examples of configurations for the EPSIVOL solutions can be found on page 32.

FITTINGS

CUSTOMISATION ACCORDING TO USE


Depending on use and requirements, the EPSIVOL/ EPSIVOL ONE shelving systems can be completed with essential fittings, making them functional, ergonomic and ultra versatile.



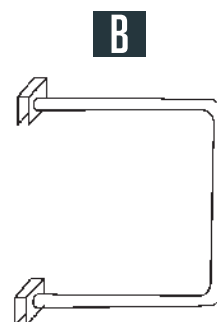


DIVIDERS

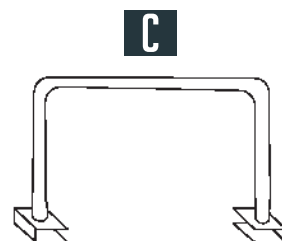
Ideal for configuring EPSIVOL/EPSIVOL ONE shelving systems so that different products can be stored on the same level/same bay. The vertical/horizontal dividers are perfect for easy identification of doors, windows, panels, etc.



A



B



C



DIVIDER ARMS

A

- Easy to position on the beam thanks to the "U" connector. They are ideal for organising numerous products across the width of the shelving.
- Compatible with rectangular beams 50 x 30, 60 x 30 and 80 x 40 mm.
- Dimensions: rectangular profile 35 x 20 mm, length 500 mm.



VERTICAL DIVIDERS

B

- Designed to be fitted on two beam levels.
- Compatible with rectangular beams 50 x 30, 60 x 30 and 80 x 40 mm.
- Dimensions: tube Ø 20 mm, height x depth: 500 x 500 mm.



HORIZONTAL DIVIDERS

C

- Designed to be positioned on two beams of the same level, they are used to organise and identify numerous different products.
- Compatible with rectangular beams 50 x 30 mm, 60 x 30 mm and 80 x 40 mm, step beams 45 x 36 mm, 65 x 36 mm and 85 x 36 mm and "Z" beams.
- Dimensions: tube Ø 20 mm, height 500 mm. Several depths available to suit the different frames available.



VERTICAL STEEL SHEET DIVIDERS

A

- Dividers only compatible with perforated step beams (ingeniously kept in place with the sleeved rods of the divider which are inserted between two beam levels).
- Recommended for easy separation and identification of different packaged or loose products. They can be fitted and moved as required.
- Available in heights of 400, 500, 600 and 800 mm and depths of 600, 800, 1000 and 1200 mm.



VERTICAL WIRE DIVIDERS

B

- Dividers only compatible with perforated step beams (inserted between two beam levels).
- Recommended to separate and identify packaged products or items that exceed the frame depth of the frames (longs cardboard boxes, tubes, parts, etc.). They can be fitted and moved as required.
- For an optimal use, the divider shall be fixed on the front and the back of the shelf
- Available in heights of 400, 500, 600 and 800 mm.



SPECIAL FITTINGS


To provide an ultra-practical and ultra-efficient solution to every storage need, in addition to the various shelves and beams, Epsivol ensures security and guarantees the respect of the environment thanks to retention trays.



CENTRAL HANGING RAIL

A

- With central hanging rails, you can place hangers in the centre of the frames.
- These accessories are comprised of 2 special crossbars to be screwed into the frames and one hanging rail 40 x 20 x 2 mm.



TYRE DIVIDERS

B

- These are fixed onto the tyre beams to keep the tyres in place. On other types of beams, they are also excellent dividers for managing product identification.



UPRIGHT AND FRAME PROTECTORS

C

- Ideal for protecting the shelving against impact from light vehicles such as pallet trucks and small manual trolleys.
- Upright and frame protector configuration is available in several lengths to suit the different frame depths available
- Height 200 mm.

SAFETY FITTINGS

Ideal for storage that requires restricted access (hazardous products, high-value goods, tools, etc.). Epsivol ensures security and guarantees the respect of the environment thanks to retention trays



MESH SIDE PANELS, BACK PANELS AND DOORS

A

- The mesh side panels are fixed to the end frames or to the intermediate frames if several bays are installed. This makes it possible to restrict access to individual bays.
- Lockable double door.
- Back panels, side panels, doors and roof in 50 x 50 mm welded mesh.
- Available in heights of 2000 and 2500 mm and length 1800 mm.



RETENTION TRAY

B

- Floor-standing bin, with slots for handling
- Capacity: 375 litres per bin (Made from steel sheet 2 mm thick)
- Dimensions (H. x L. x D.): 260 x 1775 x 800 mm (H. bin feet = 100 mm)
- • Epoxy powder coated, standard colour yellow RAL 1004.




SPECIAL SHELVES

For a more specific use such as storage in premises with SPRINKLER type fire protection, EPSIVOL can be configured with wire, tubular or mesh shelves.




MESH SHELVES WITH FOLDED EDGES

- Designed for use on rectangular beams, they prevent products from falling through the levels. They also protect aisles beneath shelving or picking levels beneath pallets. Plus, they can be used for storing your non-palletised products.
- Electrozinc shelves with mesh 50 x 10 mm and wire cross-section Ø 4 mm.
- Maximum load: 500 kg/shelf with appropriate beams.



MESH SHELVES

- Perfect solution for installations with sprinklers and for good product ventilation.
- Composed of a tubular frame and 50 x 50 mm mesh, welded and painted (light grey, RAL 7035).
- Available with different maximum load capacities: 100, 450 and 1000 kg/m² (depending on use and beams used).



PAINTED TUBULAR SHELVES

- One-piece welded tubular frame for storing crates, cardboard boxes, steel sheets, plates, etc.
- They keep the products in place between the beams and improve ease of use as well as user safety.
- Available with different maximum load capacities: 100, 450 and 1000 kg/m² (depending on use and beams used).

A SOLUTION
FOR EVERY NEED



THE EPSIVOL SHELVING SYSTEMS ARE PERFECT FOR ALL USES!

FIND OUT MORE IN THE FOLLOWING PAGES



Benjamin, Plumber



*Suzanne,
Logistics Manager*



*Mehdi,
Shipping Manager*



Franck, Carpenter



*Joséphine,
Maintenance Manager*

CONFIGURATIONS BY USE

Designed to be scalable and suitable for multiple applications, the EPSIVOL/EPSIVOL ONE shelving systems are the perfect allies for a better organisation.



INDUSTRIAL CONFIGURATION

In the standard version, the dimensions and structure of the EPSIVOL/EPSIVOL ONE shelving systems can be configured to suit the application. The solutions can be customised to suit the type, volume and weight of the products to be stored.

The configuration shown here may be chosen for organising plastic bins, for example, or cardboard boxes, toolboxes, tools, semi-heavy and/or bulky parts, etc.



LOGISTICS CONFIGURATION

Need to specifically configure a picking area in a warehouse?

No problem with the EPSIVOL/EPSIVOL ONE shelving systems! As a long span modular solution (size, number of levels, divider accessories, etc.), they are ideal for creating organised storage for items up to 3 meter long.

Good to know: the beams can be hooked onto the EPSIRACK to store pallets and heavy loads, see the "hybrid" configuration on page 37.

Finally, these solutions can evolve as new needs arise. Adding, adjusting and/or moving the levels quickly and easily has never been so simple!



TYRE CONFIGURATION

Designed for storing light and heavy vehicle tyres, this dedicated configuration will be the ideal partner for professionals in the automotive industry or professionals who manage a fleet of company vehicles.

Also, this innovative system is available in a double-sided single or a double-sided double version to optimise the storage space, increase the tyre identification.



SECURED CONFIGURATION

Restricting access to certain goods has never been easier thanks to the back panels, side panels, doors and roof in welded 50 x 50 mm mesh.

This solution can be configured with the different types of beams available to meet the requirements of all types of products. Convenient, the length of the system also permits the integration of a retention tray integration of a floor-standing containment tray to ensure environmental protection, especially helpful when storing pollutants.

Configuration available (H. x L. x D.):
2000/2500 x 1800 x 600/800 mm.



ADMINISTRATIVE CONFIGURATION

The design of the EPSIVOL/EPISIVOL ONE shelving systems makes them perfect for the service sector for organising an archiving area or IT store.

Available in a wide range of sizes, they can be tailored to suit both large and small spaces.



COMMERCIAL CONFIGURATION

DIY superstore, shop, showroom... THE EPSIVOL integrates seamlessly in commercial spaces too!

Aisle end caps to highlight current offers, cap signs for better identification at the point of sale, "slatted" back panel for organising suspension hooks, display unit to showcase a range of products...

This configuration gives the shelving a wide range of uses, for promoting and storing a variety of products.



VERTICAL CONFIGURATION

Dedicated to long items long items (pipes, profiles, tubes, battens, etc.). Available in a double-sided version.

An additional product that has numerous advantages:

- Same assembly method as for the frames and beams.
- Same design for a harmonious look across storage areas.



MEZZANINE CONFIGURATION

With the EPSIVOL solution, mezzanine floors or multi-level structures can be created.

This structure combination (mezzanine floor/EPSIVOL) offers numerous advantages:

- Store a multitude of product types (tyres, small or very bulky products, light or semi-heavy, clothes, oily mechanical parts, etc.) on several levels,
- Use the height of the building to increase the floor area and optimise your m²,
- Create a storage area under a work area (mezzanine floor above shelving),
- Meet certain safety requirements (sprinkler systems, ventilation, lighting, etc.)

GLOBAL SOLUTIONS

Each project is specific and deserves a well-matched solution. We offer a wide range of products for all kinds of projects, including tailor made installations. This is our core expertise and know-how.


Hence, our EPSIVOL/EPSIVOL ONE shelving can be easily combined with other products in our range (shelving, mezzanine floors and partition walls). This allows us to capitalise on the benefits of each product and offer a solution that matches your projects perfectly.

The multi-system solution is analysed in detail to ensure that it integrates seamlessly with its environment. Our teams study the project and suggest the best way to integrate and assemble the products (standardisation of colours, optimisation of traffic flows, compliance with standards and regulations, etc.).

Here are a few examples of our global solutions...



EPSIVOL shelving in various configurations and colours.



Large-scale installation combining shelving and mezzanine floor.



Desks made with EPSIVOL frames.

OTHER REQUIREMENTS? WE HAVE THE RIGHT SOLUTIONS



Flip, Fliclass or Epsiline shelving systems for light packaged or loose items.



“Hybrid” Epsirack shelving for storing heavy palletised items and for picking.



Industrial partitioning systems for the safety and security of personnel and stocks, or to create separate spaces.

TAILOR-MADE

The solutions presented in this catalogue are just a few examples of what can be accomplished with our systems. Drawing on the expertise and experience of our design office, we are able to design configurations that meet each user's specific requirements.

We know that special cases are increasing more frequent! Our product managers, R&D department and design office work hand in hand to produce unique, and tailor made solutions.

Apart from technical and dimensional constraints, the sky's the limit where your project is concerned! Let's take the time, together, to bring your project to fruition!

SAFETY AND CONVENIENCE

Our EPSIVOL/EPSIVOL ONE shelving systems are manufactured in line with FEM 10.2.06 recommendations, to ensure complete safety and excellent quality.

Tests and calculation methods are certified by the DEKRA inspection agency. Standards and recommendations also ensure that products are manufactured in compliance with the design and durability criteria specified.

MANUFACTURE

Sturdiness, safety and style are the three pillars of our commitment to product quality. All our products are fully designed and manufactured in our factories, which were established in the Hauts-de-France region over 50 years ago.

DELIVERY

We offer an efficient delivery service as part of our overall commitment.

Our teams do their utmost to fulfil your delivery requirements.

VISUAL IDENTITY

The colour chart below shows the RAL colours that are available for our EPSIVOL/EPSIVOL ONE systems.


Do not hesitate to contact us for any special requests!



EPSIVOL STANDARD FINISH



EPSIVOL ONE STANDARD FINISH



**Only available with galvanised finish.*



Industrial Services

DEKRA Inspection
Direction Technique construction & immobilier
34/36 rue Alphonse Puchet - BP 200
92225 BAGNEUX CEDEX
T. 01 55 48 23 73
F. 01 55 48 23 60

ATTESTATION

concernant le
Rayonnage type « EPSIVOL »

DEKRA INSPECTION atteste que la société

MANORGA INDUSTRIE
58 rue de Toufflers
ZI Roubaix Est - BP 89
59452 LYS LEZ LANNOY Cedex

a réalisé les calculs statiques du rayonnage « EPSIVOL » selon les règles FEM 10.2.06 et a réalisé les essais selon FEM 10.2.06. - édition avril 2001.

Nous avons vérifié la conformité des dispositifs d'essais par rapport à ceux prévus par FEM 10.2.06 et nous avons contrôlé les résultats obtenus ainsi que les calculs statiques concernant le rayonnage « EPSIVOL ».

La fabrication du rayonnage « EPSIVOL », conformément au référentiel précité (calculs statiques et essais : FEM 10.2.06.) et aux spécifications du produit consignées aux annexes PVRE01-13, est probable.

Les conclusions des investigations de DEKRA INSPECTION sont détaillées dans notre avis du 22 novembre 2010 référencé 4031/CGO/SMA - 50164924 / 3 (affaire 4031 N° 50164924).

La présente attestation reste valable pour autant :

- que le référentiel précité reste inchangé ;
- qu'aucune modification ne soit apportée au produit par rapport au dossier soumis à l'appréciation de DEKRA INSPECTION référencé dans notre avis du 22 novembre 2010 référencé 4031/CGO/SMA - 50164924 / 3 (affaire 4031 N° 50164924).

Bagneux, le 22 novembre 2010

**LE RESPONSABLE CELLULE STRUCTURE
GRANDS PROJETS,**

J. BOESWILLWALD

DEKRA Inspection S.A.S.
Siège Social : Parc d'Activité de Limoges Sud Orange - 19 rue Stuart Mill - 87000 LIMOGES - www.dekra-industrial.fr
DEKRA Inspection S.A.S. au Capital Social de 7 925 600 € - Siren 433 250 834 RCS LIMOGES - APE 7120B - TVA FR 44 433 250 834

Disset Odiseo
900 17 17 00 · 93 586 15 60
comercial@dissetodiseo.com

